


Project Work

Social Studies

10th Class



SURESH - SRIKALAHASTI



Here is an illustration showing different sources of livelihoods. Create a similar illustration and write caption that would describe their notion of development.



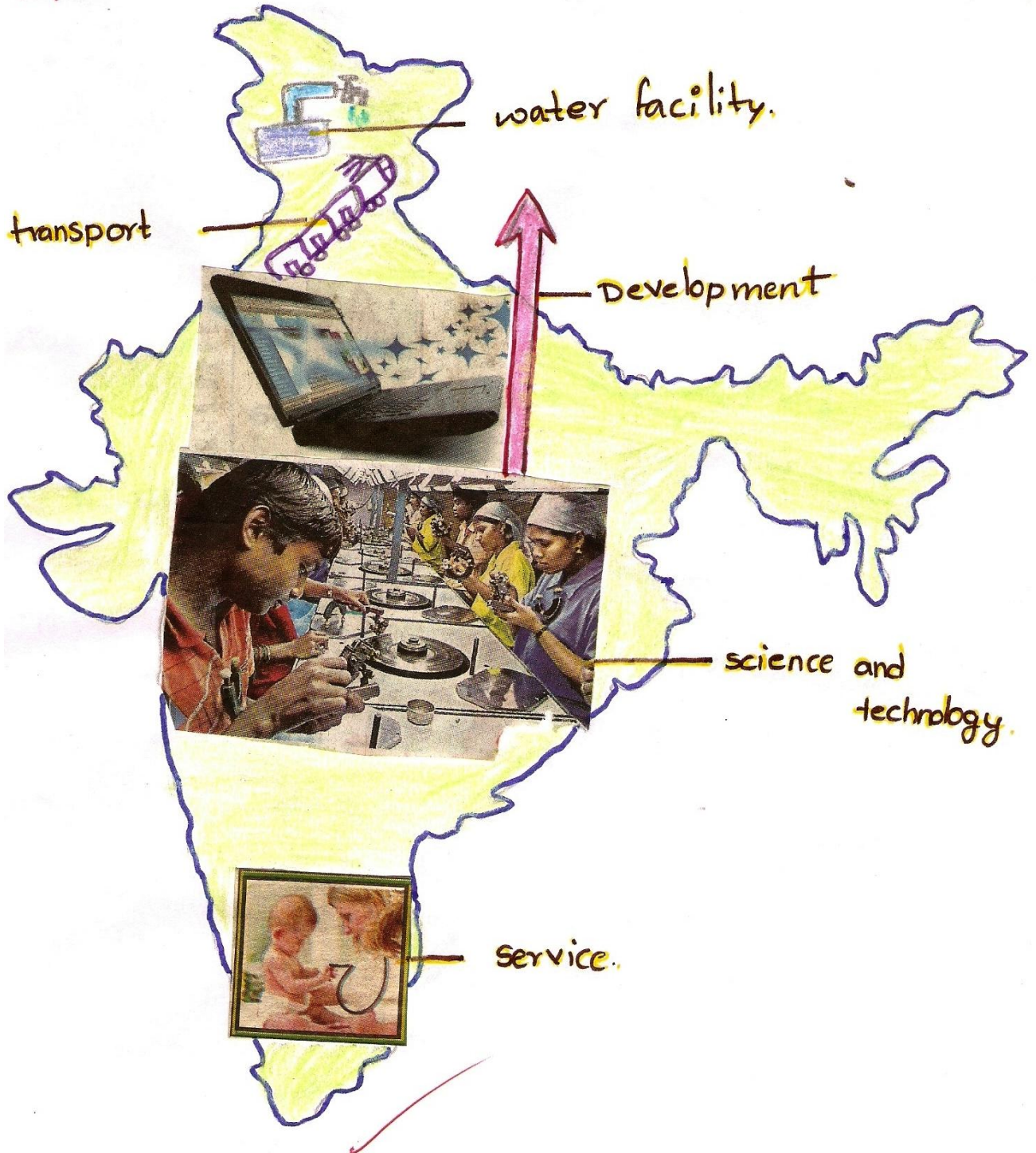
Project Details


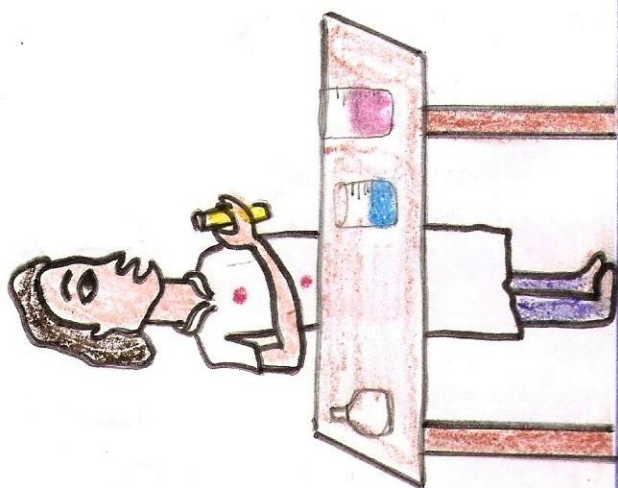





Name of the student : K.Nikitha
Name of the unit : Ideas of development
Project name : Ways of development
Date : 5-7-2014
Project Duration : 5 days
Place : Srikalahasti
Consulted persons : Sri Y. Raghu Rama Reddy
Visited places : Agricultural fields for Development
Books/ reference : 4th and 5th and 10th class Books
Guide teacher name : Sri K. Suresh Sir
Individual/Group : Individual
Names of the others : —
Submitted on : 10-7-2014
Remarks : I am very happy to finish this project

It's very nice work
Keep it up
K. Nikitha
Signature of the Student
P. Suresh
10.7.14
Signature of the Teacher
K. Suresh
SURESH - SRIKALAHASTI


IDEAS OF DEVELOPMENT

Here is an illustration showing different sources of livelihoods. Create a similar illustration and write caption that would describe their notion of development.






WAYS OF DEVELOPMENT



Military



Transport



Education



Phase - 3 & 4
Construction
Underway


Industrial




Agriculture



INDIAN
MISSILES



DEVELOPMENT



Ideas of Development



Signature

TOURS & TRAVELS

INDUSTRIAL

Agriculture

Transportation

Information Technology

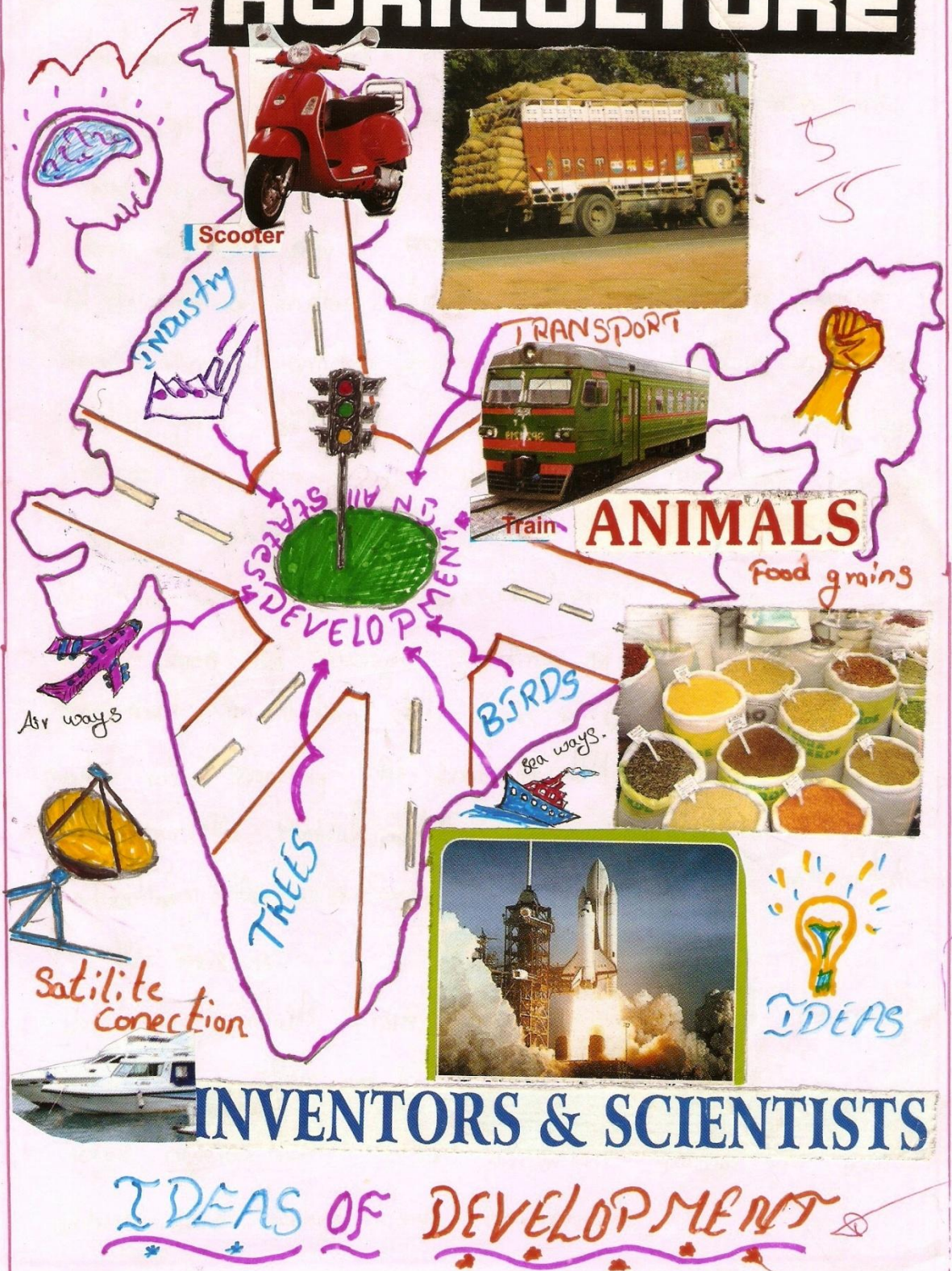
Services

గింటి.. ఈ వ్యవస్థను రూపొందించిన వ్యక్తిని గౌరవించడానికి ఈ పురస్కారాన్ని ఉపయోగించే వ్యక్తిని పురస్కరిస్తున్నారు. భవిష్యత్తు


OUR INDIA

9

AGRICULTURE



Ideas of development




Chapter 2
Ideas of Development

Name: S. Yashwanth Sai

Project work

F/S

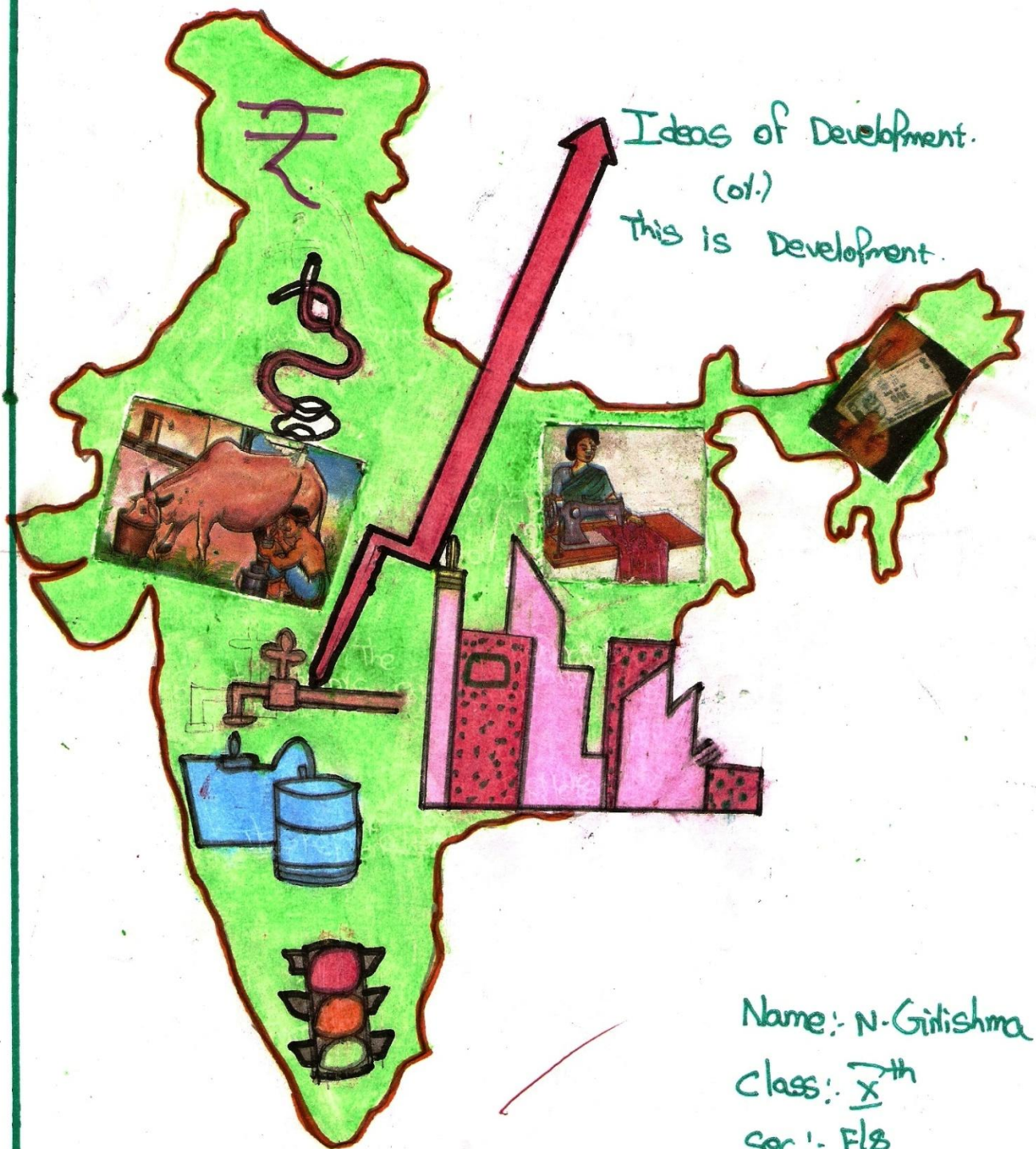
Roll No: 37



Chapter - II

Ideas of Development.

Here is an Illustration showing different sources of livelihoods. Create a similar Illustration and write caption that would describe their notion of development.



Name:- N-Girishma

Class:- 7th

Sec:- F/8

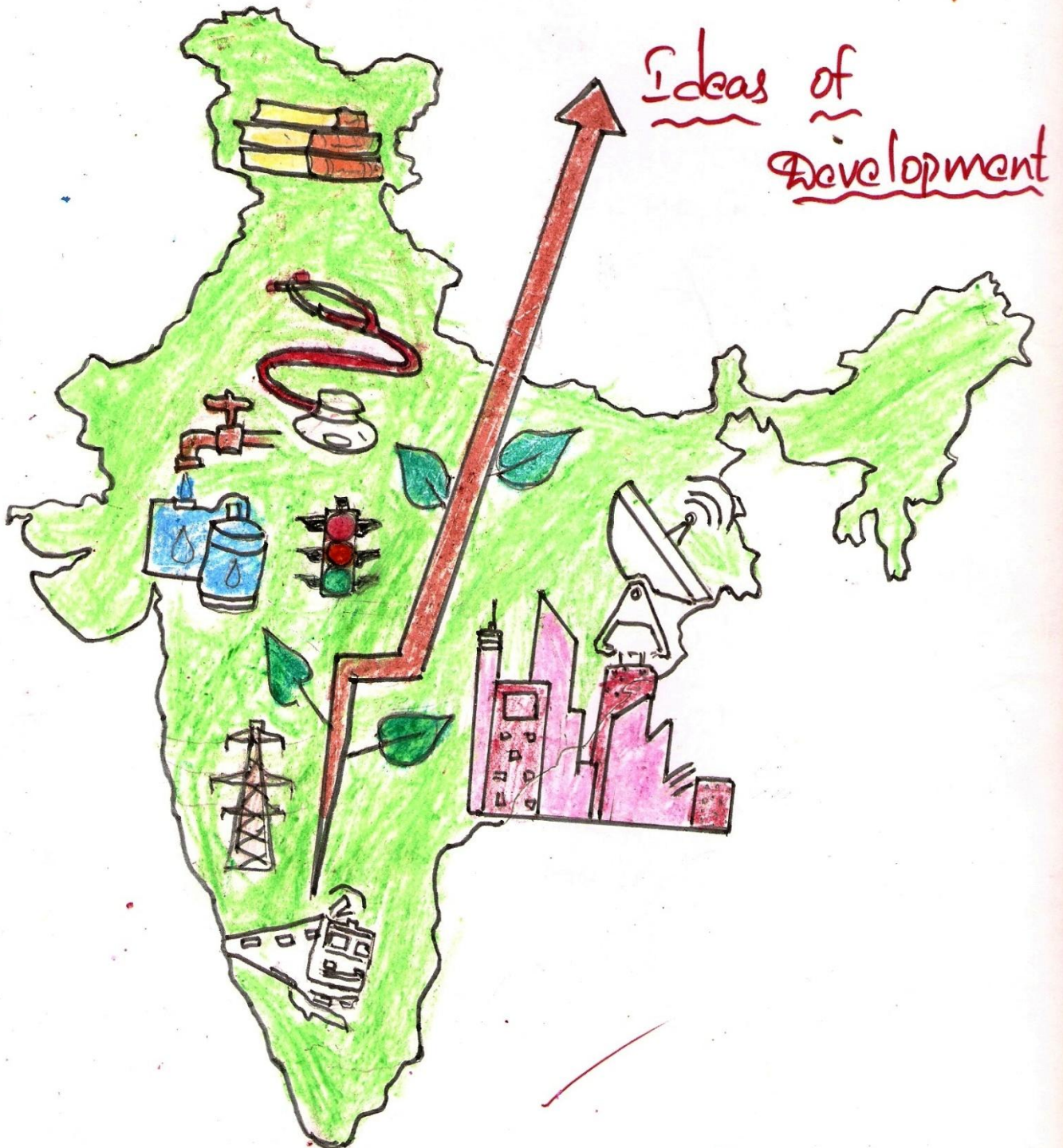
Sub:- Social Studies

Roll No:- 40

Ways of Development



Here is an illustration showing different sources of livelihood. create a similar illustration and write caption that would describe their notion of Development.



Ideas of development



Information

1. The name of the lesson is 'Ideas of development'
2. In this lesson the project was to create an illustration and write the caption that would describe the notion of development.
3. This lesson was completed on July 2nd and I started the work in a paper.
4. First I collected pictures of different sectors that leads to develop.
5. They are Industries, service sector, Agriculture sector, Health, Army, Education, Science and technology.
6. I paste them in a sheet and draw the background of the pictures.
7. All types of sectors are seen in this picture.
8. Finally I kept a caption for that picture that is "Ways of Development"
9. This work was completed on 7th July 2014.
10. I submitted it to ~~the~~ ~~our~~ our social teacher on the next day.

THE END